Make quick work with Acuity Accent Pro

Get Now

Acuity Brands

20 Stunning Great Room Ideas to Make the Most of Your Space

WRITTEN BY MARY MARTIN UPDATED JUL 30, 2021

STYLIZEDHOME

Whether multiple functions in its purview, it's safe to say that your great room works overtime to make your time at home the very best it can be. So, should you do something just for it or stress? Whether you are moved into a house with this big space or want to spruce up your current space, you might be itching to make your great room, well, great.

> **What is a Great Room?**
>
> DEFINITION: A great room might sound opulent, but it's not as complicated as it sounds. It's simply a large, open space that serves multiple purposes, like a family room, living room, and dining room rolled into one. Great rooms are very popular in open concept homes and are often placed right next to the kitchen for easy access.

Fortunately, you've come to the right place. Below, we're sharing 20 gorgeous great room ideas that will inspire you to make the most of your great room's multifunctional space. The concepts here run the gamut from illuminating light fixtures to wall coverings, but one thing's for sure: you're a few clicks away from giving your great room the attention it deserves.

01 Embrace Historic Roots

CHRISTOPHER DRAKE DESIGN

Just because a great room is undoubtedly the most versatile room of the house doesn't mean it has to be devoid of personality. Instead, use this space to pay tribute to its historic roots.

The client took part of a Victorian home from the 1890s and reimagined it with a new structure," designer Christopher Kate says. "Through I was not involved in the original design of the structure, its rich history was always top of mind and we didn't want to lose it."

02 Style Separately

STYLIZEDHOME

Want to create well-defined areas within your great room? The magic line is love you only it. In this case, Kate of Nicole Hudson Home added two rugs to create the illusion of a designated dining and living space. Rounding out the look are two modern chandeliers, which conveniently hang right over the each area.

03 Experiment With Texture

STYLIZEDHOME

Looking to up your great room's cool factor? Experiment with different textiles. In this great room, designer Nicole Hudson layered a variety of textures, including wood and jute. Since the stack with a neutral color palette, the space is bursting with classic without feeling over-the-top.

04 Layer Up

STYLIZEDHOME

Speaking of rugs, why not layer them up a bit? Lauren O'Connell did so this space! The larger rug covers plenty of ground, while the top layer gives this great room a more grounded vibe.

05 Add a Gallery Wall

STYLIZEDHOME

The great room is arguably the most disorganized area of any home, so why not beautify it with some great art?

This 1920 house wall renovation's great room from a big white rectangle to a cozy room for movies and board games," designer Kristen Dixon shares. "I chose budget-friendly art to create a gallery wall and finished it off with vines across I found on Amazon for $40."

LEARN MORE: 7 Designers Share the Things They Always Notice in a Gallery Wall

06 Grab a Surplus of Seats

STYLIZEDHOME

Why settle for one sitting area when you can have a few in your great room? We love how Wren crum-based design firm Shannon Warner added several couches, armchairs, and ottomans to this airy space. Whether you want to participate in family game night or have an intimate conversation in the corner, there's room for everyone literally.

07 Add a Pop of Color

STYLIZEDHOME

In this great room from New York-based designer Alexandra Gilmore, pops of color are refresh your space without undergoing a green renovation. Sometimes, it can be as simple as adding a bold pop of color. The chartreuse coffee table transfers a new life into this neutral area. Speaking of which, here are more ways to decorate with the green shade.

08 Paint Your Walls

STYLIZEDHOME

Want to turn your great room into a "wow" factor? Paint your space a bright hue. White might be the go-to shade for many great concept homes, but this blue room by Dichotic is making us want to explore the rest of the color wheel.

09 Offset Your Screen

STYLIZEDHOME

We don't know who needs to hear this, but your television should not be the focal point of your great room. Instead, relocate your screen one side of the space, opening up the rest of the area for face-to-face interactions. Let this space from Home Friends show you how it's done.

10 Fill Up Empty Space



STYLIZEDHOME

When a great room is so big, it can feel a little awkward to have a big chunk of space bare. So, why not maximize your square footage with a table and some chairs?

Though the home here is formal dining room, Canadian designer Ryan Kerrigan added this second set and made the great room full more welcoming to the process. Pro tip: Place the table in the area where four chairs gather for family meals. Easy-peasy, and now it's fun to boot.

11 Break It Up With a Barrier

STYLIZEDHOME

A great room might be one, large space, but you can divvy up it into smaller zone. Designer Brittany Wright used a fireplace to create the illusion of separate spaces here, but you can always achieve the same look with a room divider or bookcase.

12 Section it Off

STYLIZEDHOME

Or, if bookcaseless and room dividers aren't your thing, create the illusion of a separate space with a carousel. Let this dull great room from Nick Design Group show you how it's done.

13 Create Contrast

STYLIZEDHOME

What's black, white, and ridiculously chic all over? This great room by Karen E Wolf. This light contrast this is timeless color palette that pulls on the drama. To help the space from feeling cold and sterile, the New Jersey-based designer added cable patterns and brass accents.

14 Make a Statement with Symmetry



STYLIZEDHOME

Consider a symmetrical layout the design equivalent to ASMR. In this gigantic great room, Wolf spiffs the space with coordinating sofa, console tables, and blankets. Rounding out the space is colorful pillows and a book club coffee table, which gives an eclectic layer a quirky vibe.

15 Pack on the Personality

STYLIZEDHOME

Seen this great room's whole you spend most of your waking hours, decided to be a collection of your personality? Here, Sarah Fuhr decked out the built-ins with framed pictures, notes, and family trinkets.

16 Seal the Deal With Storage

STYLIZEDHOME

So case you didn't get the memo, a great room should have a lot more to offer than good looks. Fortunately, designer Kate Harrison bridged the gap between form and function by adding these drawer-filled storage units. The assortment of hooks and chopped furniture gives this great room a cozy touch.

17 Play With Patterns

Shop 100% Locally With Amazon Prime

Amazon

Earn 1% on your purchase

@circle

FREE VIRTUAL OR IN-HOME DESIGN SERVICES

ONLINE MASTER OF HEALTH ADMINISTRATION DESIGNED FOR YOUR CAREER

Drexel ONLINE

ASPIRAFY NEXT

WE TAKE THE TIME

Shop Maybelline Falsies Lash Lift Mascara

ERIN WILLIAMSON

Want to embrace your bold side? Mix and match patterns, just like Erin Williamson did in this space. Here, the designer offset a vintage Turkish kilim with zesty throw pillows. The white walls and neutral furniture keep the space from veering into kitschy territory.

18 of 20 Work Those Angles

KENDALL WILKINSON

If you want to make your large great room feel a little cozier, consider moving your furniture. In this posh penthouse, San Francisco-based designer Kendall Wilkinson angled the sofas and armchairs facing each other to create an intimate conversation nook.

19 of 20 Light Up the Room

DESIGN: PURE SALT INTERIORS; PHOTO: VANESSA LENTINE

Most design enthusiasts know that lighting, or lack thereof, can make or break a room's vibe. But, physical light fixtures are just as important—especially in a great room.

Don't believe us? Just take a look at this space by Pure Salt Interiors. Not only does the varying pendants break up the open space, but it also draws the eye upward, creating the illusion of high ceilings.

20 of 20 Make Room for Fun



REBECCA ROLLINS

Just because a great room is the hardest working room in the entire house doesn't mean it has to be all because. Take a cue from designer Rebecca Rollins, who added a well-appointed pool table to this open space. Let the games begin!

UP NEXT: 18 Gorgeous Reading Room Ideas We Want to Steal

Related Stories



KITCHEN • 6 DAYS AGO

20 Rooms That Prove the Open Kitchen Cabinet Trend Is Here to Stay



INTERIOR DECORATING • 06/14/21

20 French Design and Décor Ideas That Are Effortlessly Elegant



KIDS' ROOMS & NURSERIES • 05/10/21

20 Stylish Bedroom Ideas Your Toddler Will Love for Years to Come



LIVING ROOM • 06/28/21

18 Gorgeous Reading Room Ideas We Want to Steal



INTERIOR DECORATING • 06/22/21

51 Incredible Interior Design Ideas We Heard Straight From Designers

INTERIOR DECORATING • 05/12/21

20 Painted Ceilings That Prove the Style Is Worth the Risk



LIVING ROOM • 06/01/21

20 Beautiful Living Room Window Treatment Ideas for Instant Sophistication



LIVING ROOM • 03/23/21

These 20 Living Rooms Make a Strong Case for White Sofas



LIVING ROOM • 03/01/21

How to Make the Most Out of a Living Room That Doubles As a Dining Room



LIVING ROOM • 11/04/20

20 Gray Living Rooms That Are Far From Boring



ORGANIZING • 06/07/21

20 Ways to Keep Your Bedroom as Organized as Possible

LIVING ROOM • 12/03/20

These Are the 50 Best Living Room Ideas We've Ever Seen

BATHROOM • 04/01/21

20 Luxurious Bathrooms Complete With Spa-Worthy Bathtubs



KITCHEN • 03/08/21

20 Open Layout Kitchen Ideas That Are Spacious and Functional

HOME DÉCOR • 04/09/21

12 Brilliant Room Divider Ideas That Give the Illusion of More Space



INTERIOR DECORATING • 06/25/21

20 Black-and-White Design Ideas That Are Totally Timeless

MYDOMAINE

We send good emails.

you@example.com SUBSCRIBE

Dotdash MyDomaine is part of the Dotdash publishing family.